ECONTENT IN CZECH REPUBLIC

CONTENT VILLAGE

SEPTEMBER 2005

TABLE OF CONTENTS

TABLE OF CONTENTS **2**

TABLE OF FIGURES **3**

INTRODUCTION **4**

INTRODUCTION **4**

THE INFORMATION AND COMMUNICATION TECHNOLOGIES INFRASTRUCTURE **6**

1 THE TELECOMMUNICATIONS MARKET 6
1.1 The market *6*
1.2 Czech Government involvement *7*
2 THE CZECH INTERNET POPULATION 8
2.1 Individuals *8*
2.2 Companies *10*

THE MAIN DIGITAL CONTENT SECTORS **12**

1 THE ONLINE MEDIA OFFER 12
2 CULTURAL CONTENTS 12
3 E-COMMERCE 13
3.1 B2C *13*
3.2 B2B *15*
4 E-ADMINISTRATION 15
5 E-EDUCATION 17
6 E-HEALTH 18
7 ECONTENT PROJECTS 19

CONCLUSION **20**

LINKS **21**

TABLE OF FIGURES

Figure 1 - Map of Czech Republic 4
Figure 2 - Main data 5
Figure 3 - Internet users by gender and age 8
Figure 4 - Households´ access to selected information and communication technologies 9
Figure 5 - Type of Internet connection 9
Figure 6 - Place of internet use by individuals 9
Figure 7 - Activities on the Internet in the last 3 months 10
Figure 8 - Frequency of internet use by individuals 10
Figure 9 - PC and Internet access in Czech companies 10
Figure 10 - Internet usage in Czech companies 11
Figure 11 - Most visited Czech websites 12
Figure 12 - Cultural institutions with a website 12
Figure 13 - Online presentation system in the cultural institutions 13
Figure 14 - On-line purchased products and services 14
Figure 15 – Main E-commerce portals in Czech Republic 14
Figure 16 - Type of payment used by Czech Internet buyers 15
Figure 17 - E-commerce usage in Czech companies 15
Figure 18 - Percentage of public administrations providing online services 16
Figure 19 - Interaction with public authorities in Czech companies 16
Figure 20 - Percentage of individuals who used the Internet for any activities related to training and education 17

INTRODUCTION

Figure 1 - Map of Czech Republic



Source: Europa.eu.int

The Czech Republic is a landlocked country in Central Europe. It borders Poland to the north, Germany to the northwest and west, Austria to the south and Slovakia to the east. The Czech Republic gained independence on 1 January 1993, when approximately two-third of the Czechoslovakian territory became the Czech Republic and the other one-third became Slovakia. It is a Parliamentary Republic comprising 14 regions, including the city-region of Prague. Prague is a very cosmopolitan city and has become a sought after destination for European tourists, however other regions in The Republic are still developing.

The bicameral Parliament is endowed with legislative powers and is made up of a Lower House (Chamber of deputies) and an Upper House (Senate). The executive power is held by the President, who is the Head of State, and by the Government, headed by the Prime Minister.

The Czech Republic joined NATO in 1999 and became a member of the European Union on 1 May 2004. The Czech Republic belongs to the group of early-industrialized countries in Europe and used to serve as the industrial base of the Austrian Empire. This can be considered as an asset and, despite orthodox communist rule until 1990, the country has been less effected by the transitional recession of the 1990s, compared to many other Central and Eastern countries. The Czech Republic has become one of the most stable and prosperous of the post-Communist states. Although, it has been recovering from recession since mid-1999.

Since 2003, economic growth has accelerated and reached 4% in 2004. Activity has been stimulated by exports to the EU, primarily to Germany, and a strong recovery of foreign and domestic investment. Private consumption is playing an ever more important role in underpinning growth, as interest rates drop and the availability of credit cards and mortgages increases. With a GDP (PPP) per capita of $19,475, the Czech Republic's per-capita output is approximately two-thirds that of the large Western European economies and, is approximately on par with that of Portugal, Greece and Slovenia.

However, the unemployment rate remains high. Moreover, even if the public finance gap was reduced to 3.0% of the GDP in 2004, the Czech Republic will have to lead difficult pension and healthcare reforms in order to ensure the finance public balance. The Czech Republic will have to wait for the results of the next elections to start the reform programme. The public finance gap is not expected to go below 3% before 2008. As a consequence, the Czech Republic will not enter the Euro area before 2010-2011, at best.

Figure 2 - Main data

Area: 78,860 km2

Population: 10,211,500 inhabitants

Capital: Prague

Language: Czech

Currency: Czech crown

Unemployment: 8.3% (2004)

GDP: 84,26billion euro (2004)

Per Capita GDP: 14,700 euro (in PPS – purchasing power standards)

Growth Rate: 4% (2004)

Inflation: 2.6% (2004)

Debt/GDP: 37.4% (2004)

Deficit/GDP: -3% (2004)

Source: Eurostat, Czech Statistical Office 2005

THE INFORMATION AND COMMUNICATION TECHNOLOGIES INFRASTRUCTURE

1 The Telecommunications market

1.1 The market

1.1.1 Telecommunication regulation

The Czech telecommunication market has been liberalized since July 1st, 2000. The Law 151/2000 provided the conditions of commercial activity in telecommunications, namely the access to the market and the role of the public authorities. In this context, Cesky telekomunikacni urad or CTU (Office of Regulation of Telecommunications) was created in order to guarantee the respect of the law 151/2000 and the development of competition.

However, since May 1st, 2005, the act on electronic communications has replaced law 151/2000. It transposes the new EU framework for electronic communications into national law. Its main innovations concern number portability in mobile telephony, the obligations of public utility, the terrestrial numerical television, the reform of the tariff policy and the improvement of the decision-making process of the CTU.

Despite liberalization of the telecommunication market in the Czech Republic, its historical-operator remains the country's main operator.

1.1.2 Fixed telephony market

The number of fixed lines in the Czech Republic reached 3.872.000 in 2000, therefore, showing a penetration rate accounting for 72% of households. However, the number of fixed lines has been constantly decreasing ever since. In June 2004, the penetration rate was 66% of households or 36 lines per 100 people, which is significantly below the EU average of 63 lines per 100 people. This decline can be explained by the success of mobile telephony and by the very significant increase of VAT on calls made via fixed telephones, which rose from 5% to 19% in May 2004.

Historical operator, Cesky Telecom is still under governmental control with 51% of the shares belonging to the State; however, the company is currently under privatization. Cesky Telecom exploits 99% of the fixed lines of the country. Even if there are about thirty alternative operators in the Czech Republic, only three are really significant: GTS Novera, Contactel and Tele 2.

1.1.3 Mobile telephony market

In recent years, the mobile phone market has seen spectacular growth. The number of mobile phones in use has increased from two million in 1999 to 10.2 million at the end of 2004. Approximately 99% of the Czech population is covered by the mobile networks, with the penetration rate above 80%. Nevertheless, according to various estimates, between 15-20% of the population does not have mobile phones, while some people own two or more SIM cards, and some mobile users have remained inactive during the last six months.

According to March 2005 figures, the market is split between three operators: Eurotel, a 100% subsidiary of de Cesky Telecom (43% market share), T-mobile Czech Republic, subsidiary of Deutsche Telekom (40% market share), and Oskar, subsidiary of Vodafone (17% market share). However T-Mobile may become the leading mobile operator on the Czech market after Eurotel's announcement in the second half of July 2005 that the company had lost 244,000 customers in the past three months.

Looking ahead, Eurotel and T-mobile expect to launch UMTS services in January 2007 and, Oskar, at the beginning of 2008.

The new law on electronic telecommunications authorizes users to switch operators on all calls without changing their number (number portability). This measure should enhance competition between Czech operators.

1.1.4 Internet market

The Internet market has notably increased in the last few years. At the beginning of 2005, approximately 3.2 million Czech inhabitants were Internet users, which is 32% of the population, compared with only 22% in 2000. The Czech Republic is still lagging, however, in the high speed access area. According to a European Commission study from December 2004, there was only 0.7 high speed connection for 100 inhabitants; the European average is 6.5 for 100 inhabitants. Only Greece, Slovakia and Poland are behind Czech Republic in this area.

More than 40 providers operate on the Internet access market. The three biggest are Internet Online, owned by Cesky Telecom, Tiscali and Contactel.

RTC access is the most commonly used technology. However, high speed access is developing:

- DSL, introduced in February 2004 by Cesky Telecom, is the main high speed access technology, with more than 160,000 users, compared to 14,000 in spring 2005. Cesky Telecom's network covers three million fixed lines and more than 90% of the territory. The historic operator dominates with more than 80% of the market.
- Cable is the second high speed access technology, provided by TV operators like UPC (50,000 users), Karneval (20,000 users) and Self Service.

Cesky Telecom and T-Mobile are also developing Wifi access. In early 2005, there were 880 hotspot, 312 of them in the Prague area.

1.2 Czech Government involvement

Information and communication technologies are considered to be a priority by the Czech Republic. At the European level, the country joined the eEurope+ Action plan in 2001 and, has been part of eEurope 2005, since the Republic entered the EU in May 1, 2004.

At the national level, the first strategy for the information society was adopted in 1999 and identifies eight priority areas including, e-government and e-democracy. This strategy was implemented through an action plan, the first version of which was adopted in 2000, (for the period to 2002) and, an updated version was later adopted in February 2002 (for the period to 2003).

In order to keep the information society in order, the Czech Republic created a Ministry of Informatics (MICR), which was established in January 1, 2003, and took over powers relating to e-government, telecommunications, the information society and electronic signatures.

Moreover, in March 2004, the government decided to completely redefine the State's objectives regarding the information society and the area of telecommunications, and it has adopted a new strategy for the coming period to 2006, entitled the State Information and Communication Policy (e-Czech 2006). This strategy is based on the eEurope 2005 programme. The following priorities have been set out and ranked by importance: affordable and secure communications services, information literacy, modern online public services, and dynamic e-business environment.

In addition, the government approved a National Broadband Strategy in January 2005, where the main goal is for about 50% of the population to be using broadband by 2010, at the latest.

Besides fiscal reductions and specific measures, this strategy aims at funding half of all infrastructure projects.

2 The Czech Internet population

2.1 Individuals

Internet users account for more than a third (34.5%) of the Czech population, aged 15 and above.

According to Nielsen Netratings, the net users' population reached 3,530,000 in 2005, which corresponds to a 253% raise from 2000.

2.1.1 Profile

The typical Czech Internet user is male, aged between 15 to 34. Male users account for more than one third (34%) of the overall male population. This figure is lower among the female population (29%), but the gap is slowly narrowing.

Figure 3 - Internet users by gender and age

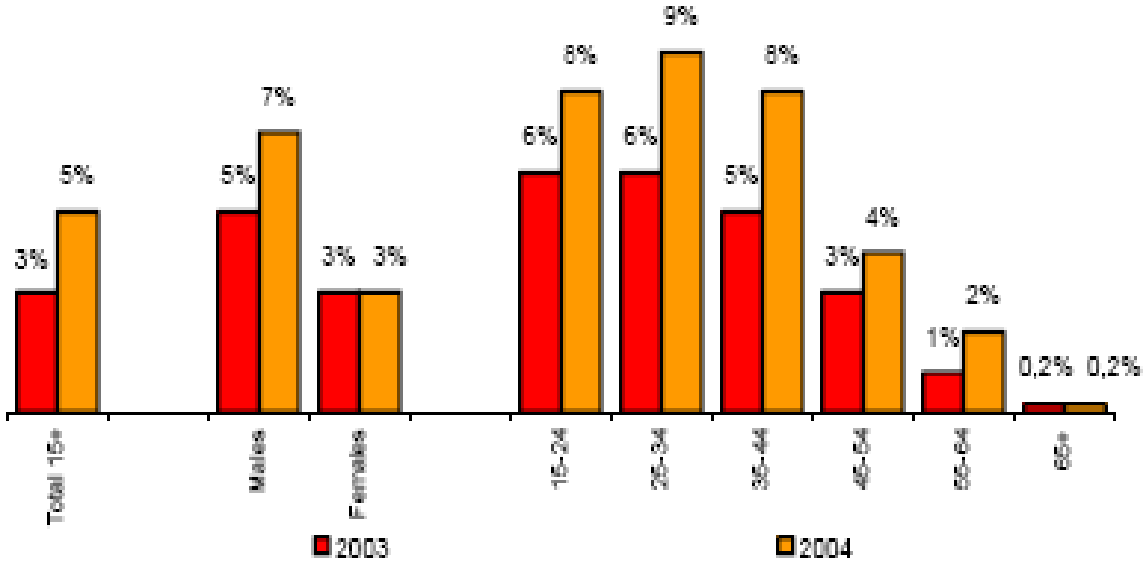

Source: Czech Republic Statistical Office 2005

2.1.2 Access and equipment

- Equipment

Figure 4 - Households´ access to selected information and communication technologies

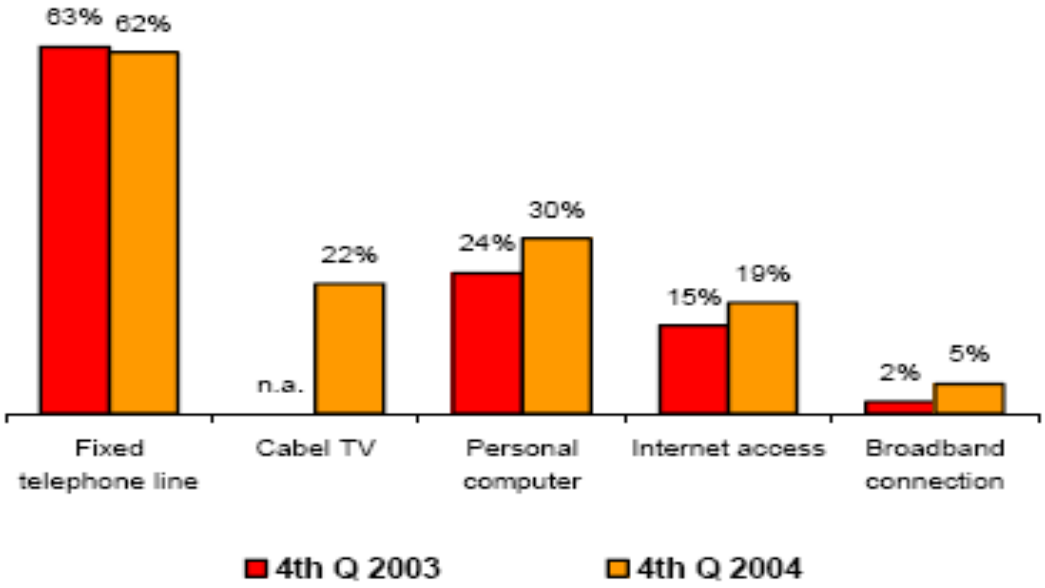

Source: Czech Republic Statistical Office 2005

Household equipment is still low. In 2004, only 30% were equipped with a computer, and only 19% were connected to the Internet. The EU average for Internet connection is around 42%. The main reason for the low equipment rate is the high price of computer devices. However, the current decrease of prices for computers should allow a significant growth of household equipment. There is a strong disparity between regions. Household computer equipment is around 42% in the Prague area, but only 18% in the Olomouc area.

- Connection mode

Figure 5 - Type of Internet connection

	Households	
Type of connection	*1000	%
Dial-up line	547.1	68.7
ISDN	57.6	7.2
Mobile (GPRS)	24.9	3.1
Broadband	182.9	23

Source: Czech Republic Statistical Office 2005

Most Czech net users still use dial-up access, because of the relatively high broadband access fees. For instance, in January 2005, the average price for a monthly connexion via ADSL was 26€, before tax, for a 512 kb's connexion, and was 18€ before tax for a 256 kb's connexion. However, the Czech government is willing to pressure the internet access providers to lower their prices, by encouraging competition.

- Connection places

Figure 6 - Place of internet use by individuals

Individuals who used the Internet in the last three months				
At home	At work	At school	At friends house	Other
63%	45.1%	24.2%	13.8%	8.9%

Source: Czech Republic Statistical Office 2005

2.1.3 Habits and use

- Habits

Figure 7 - Activities on the Internet in the last 3 months

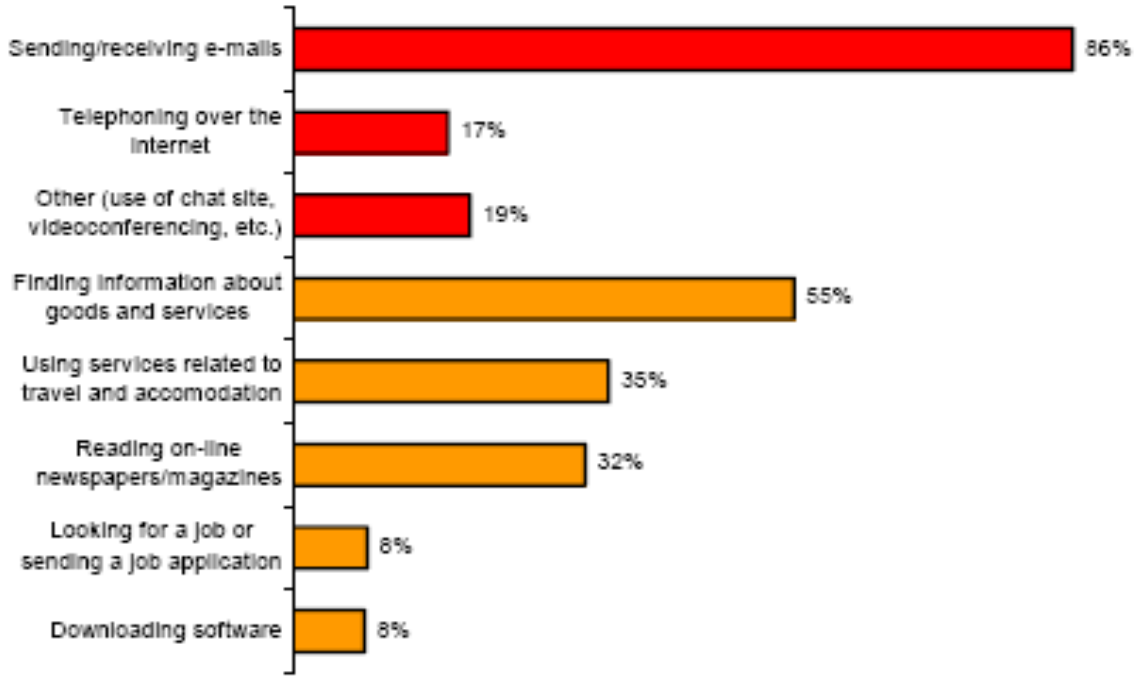

Source: Czech Republic Statistical Office

For communication purpose, email is by far the most used service.

The use of Voice over IP (VoIP) is also developing, with 17% of Czech net users using the Internet to replace their fixed line.

From a more individual point of view, information research about goods or services is the most common activity for Czech Internet users, followed by tourism and transportation research, and by general news/webzines reading.

- Frequency of use

Figure 8 - Frequency of internet use by individuals

Individuals who used the Internet in the last three months			
Daily	1-4 days a week	At least once a month	Less than once a month
85.5%	34.6%	23.9%	19.4%

Source: Czech Republic Statistical Office

2.2 Companies

2.2.1 Access and equipment

Czech companies are well equipped in computers and Internet access.

93.4% of Czech companies use computers on a daily basis, and this percentage is close to 100% in larger enterprises.

Concerning Internet access, the gap between small and large companies is wider (80.5% vs. 99.1%)

Figure 9 - PC and Internet access in Czech companies

	Enterprise size class (number of persons employed)

	Extra small(5-9)	Small (10-49)	Medium(50-249)	Large (250+)	Total (5+)
Share of enterprises using computers	89.8%	95.1%	98.8%	99.4%	93.4%
Share of enterprises connected to the Internet	80.5%	88.4%	96.9%	99.1%	86.3%

Source: Czech Republic Statistical Office 2005

2.2.2 Habits and uses

- Uses

Czech companies use the Internet mainly for communication purposes, ordering goods by email, and accessing banking and financial services.

Figure 10 - Internet usage in Czech companies

Share of enterprises using the Internet :	Enterprise size class (number of persons employed)				
	Extra small(5-9)	Small (10-49)	Medium(50-249)	Large (250+)	Total (5+)
Ordering goods or services by email	52.3%	58.5%	74.3%	77.8%	57.9%
Access banking and financial services	58.1%	70.6%	86.4%	90.3%	67.5%
Recruit	11.5%	16.2%	31.2%	49.2%	16.5%

Source: Czech Republic Statistical Office 2005

THE MAIN DIGITAL CONTENT SECTORS

1 The online media offer

The following data shows the most popular websites among the Czech Internet users.

Figure 11 - Most visited Czech websites

http://www.seznam.cz	Portal
http://www.novinky.cz	Press
http://www.centrum.cz	Portal
http://www.idnes.cz	Press
http://www.atlas.cz	Portal

Source: Alexa.com

The most visited websites are generic Internet portals and press websites. However, the low amount of equipment in Czech households is slowing the development of a wider online media offer.

2 Cultural contents

Cultural content preservation has been one of the main goals of the Czech Ministry of Culture, which has developed the Movable Cultural Heritage in the Czech Republic 2003-2008 concept, to support museum development and cultural preservation.

One aspect of this programme is to use the Internet to enhance cultural material visibility.

The National Information and Consulting Centre for Culture (NIPOS) has developed a complete database of all cultural places, events and professionals involved, which is available on the NIPOS portal http://www.ipos-mk.cz

At the beginning of 2004, only a limited share of museums and national monuments had a presentation website available on the Internet.

Figure 12 - Cultural institutions with a website

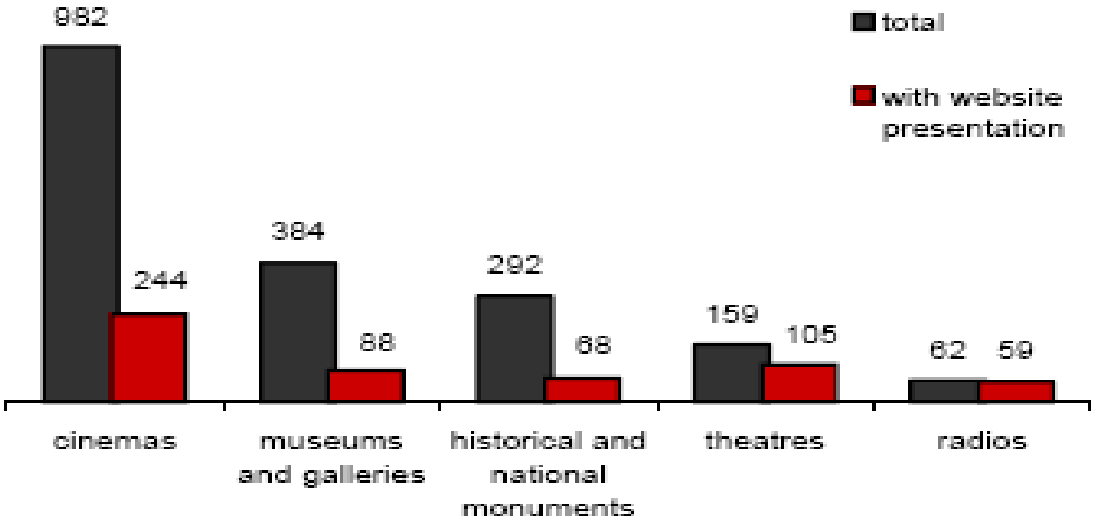

Source: Czech Republic Statistical Office 2004

Some of these institutions developed attractive, dynamic content to promote their assets, but this practice is not widespread yet.

Figure 13 - Online presentation system in the cultural institutions

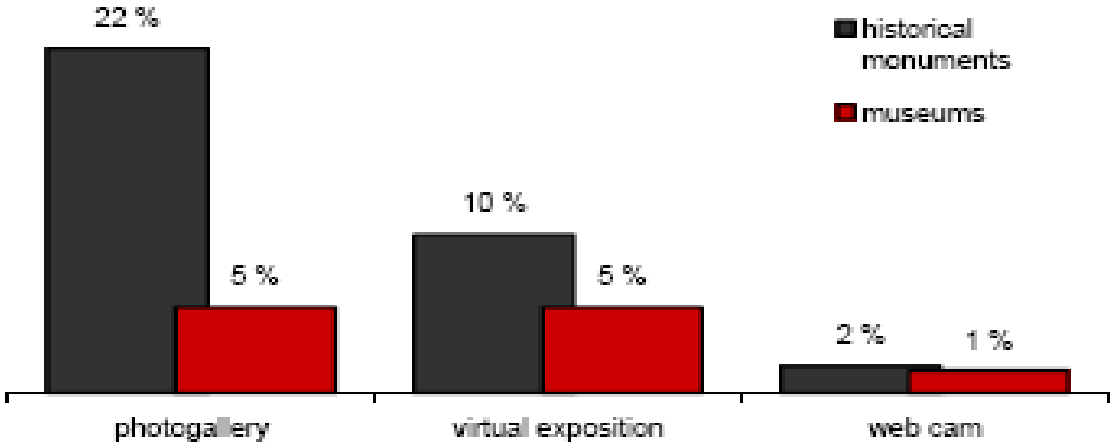

Source: Czech Republic Statistical Office 2004

In 2000, the Ministry of Culture of the Czech Republic, in collaboration with the Czech National Library, also started two programmes for cultural content digitization:

- The first programme is called Memoria Mundi Series Bohemica, and aims at digitizing old manuscripts, rare printed books and historical maps. The digitization is technically operated by AIP Beroun, a long-time partner company that is considered to be a co-founder of the programme. A website has been setup to provide access to this library
  http://www.memoria.cz
- The second programme is called Kramerius, and is based on an extensive digitization of old and damaged periodicals on microfilms
  http://kramerius.nkp.cz

3 E-commerce

On a legislative level, the Czech Republic has adopted an Act on Electronic Signature in 2000, which was enhanced in July 2004.

The Act on Information Society Services (law 480/2004) entered into force in September 2004. This act transposes the European directive 2000/31/EC on Electronic commerce. It governs the liability and obligations of persons providing information society services, and disseminating commercial communications.

The E-commerce market in the Czech Republic is developing after a 50% growth in 2003. In 2004, the E-commerce market generated a €160 million turnover, and 2005 should confirm this trend, as analysts estimate that the global turnover should peak at € 230 million.

3.1 B2C

Internet buys are the most popular in well educated populations (19% of E-commerce users). Men tend to buy more often than women. The most successful products are electronic devices, followed by books and magazines, clothes and sports gear.

Figure 14 - On-line purchased products and services

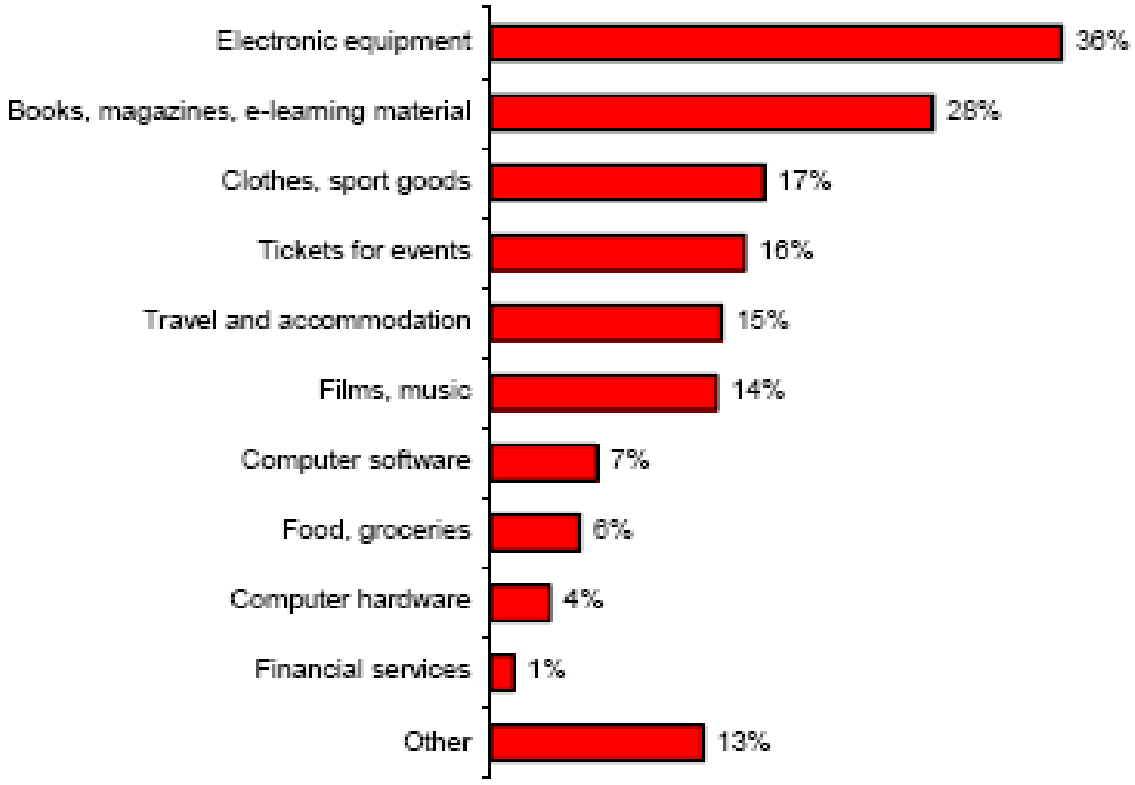

Source: Czech Republic Statistical Office 2005

Figure 15 – Main E-commerce portals in Czech Republic

Internet Mall	http://www.mall.cz
Obchodni dum	http://www.obchodni-dum.cz
Vltava	http://vltava.cz

Source: DREE

E-commerce usage is still under developed in the Czech Republic: in 2004, only 5% of the population above 15 years had bought a product or a service on the web.

There are two remaining hurdles for E-commerce development in the Czech Republic:

- The relatively low Internet usage in Czech households.
- The limited use of credit cards by Czechs. Czech Internet users are still suspicious of online payments. According to Internet Mall, only 2% of online buyers use online payments. The vast majority use cash on delivery despite efforts made by Czech banks to provide secure transactions systems.

Figure 16 - Type of payment used by Czech Internet buyers

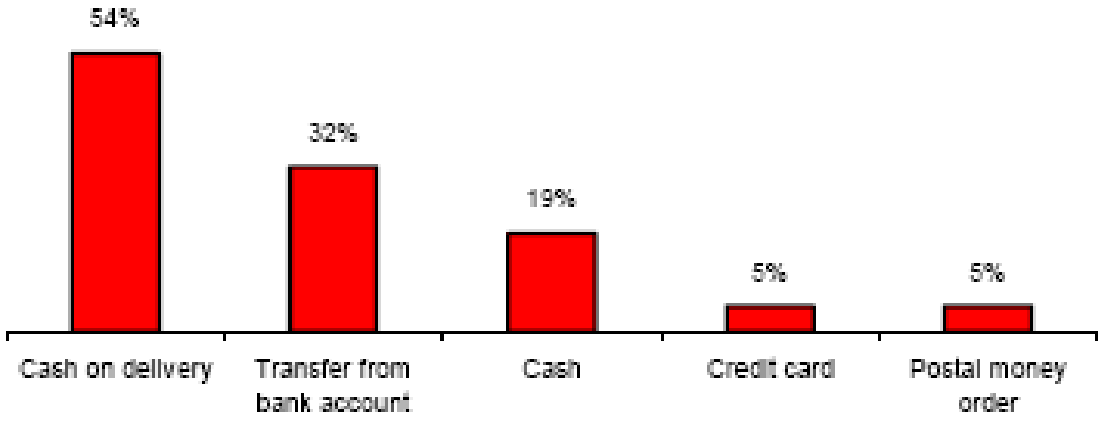

Source: Czech Republic Statistical Office 2005

3.2 B2B

B2B E-commerce is developing faster than B2C. Online sales multiplied by 10 in 2004.

However, less than a third of small businesses use the Internet for that purpose. Even in large companies, online purchases are not as widespread.

As a consequence, online payments are not used as much by Czech companies on the whole.

Figure 17 - E-commerce usage in Czech companies

	Enterprise size class (number of persons employed)				
	Extra small(5-9)	Small (10-49)	Medium(50-249)	Large (250+)	Total (5+)
Share of enterprises using the Internet for purchasing products, goods or services	27.3%	29%	39.7%	41.8%	29.6%
Share of enterprises using on-line payment	6.5%	6%	10.2%	7.9%	6.6%

Source: Czech Republic Statistical Office 2005

4 E-administration

The public administration portal (http://www.portal.gov.cz) was launched in October 2004 after a one year testing period. It aims to provide a one-stop access point to government services in the Czech Republic, with a view to helping citizens and businesses in finding information and communicating with public authorities.

Twelve services are proposed for citizens: income tax declaration; job searches by labour offices, social security contributions, personal documents, car registration, application for building permission; declaration to the police, public libraries, certificates (birth and marriage) request and delivery, enrolment in higher education, announcement of moving and health-related services.

Eight services are proposed for businesses: social contributions for employees, corporation tax: declaration and notification, VAT: declaration and notification; registration of a new company, submission of data to statistics offices; customs declaration; environment-related permits; public procurement.

The portal, developed and administered by the Ministry of Informatics, is being implemented gradually and is building on a number of e-government projects in

central and local government. The number of users has been increasing in coordination with internet penetration among the population, which is also on the up.

However, most of the services are at a low level of availability and are not very sophisticated at this stage, meaning that they provide mainly online information on public services, or a simple interaction (downloading of forms). But two-way interaction (processing of forms, including authentification) and transaction (full case handling, decision and delivery, payment) are still limited.

Regional offices are more efficient than national and local administrations from this perspective.

Figure 18 - Percentage of public administrations providing online services

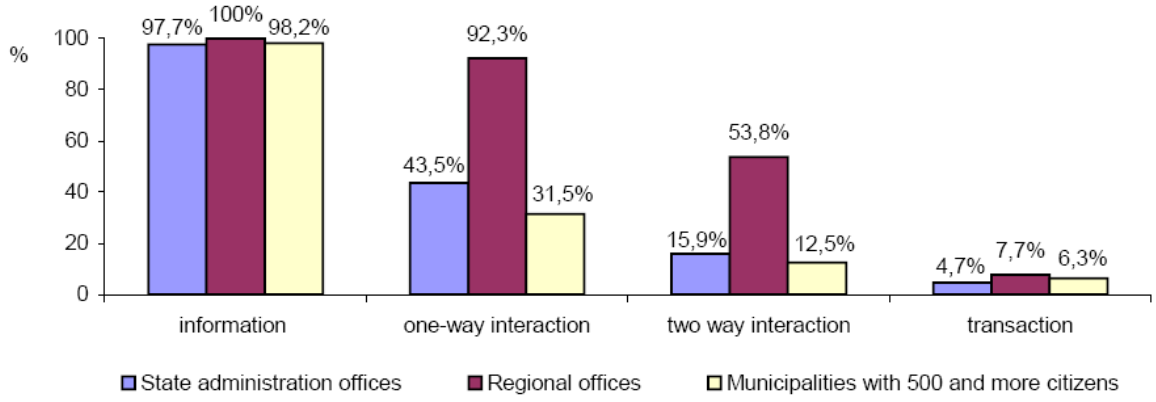

Source: Czech Republic Statistical Office 2004

According to the February 2004 eEurope + household survey, it appears that 17.4% of respondents obtained information from public authorities, and 8.3% downloaded official forms.

In fact, online services are used more in Czech companies. Yet, there is a wide gap between small and large Czech companies in E-administration services usage. Most large companies use online services to interact with the public administrations, while small companies mostly seek information, only a small share uses electronic forms.

Figure 19 - Interaction with public authorities in Czech companies

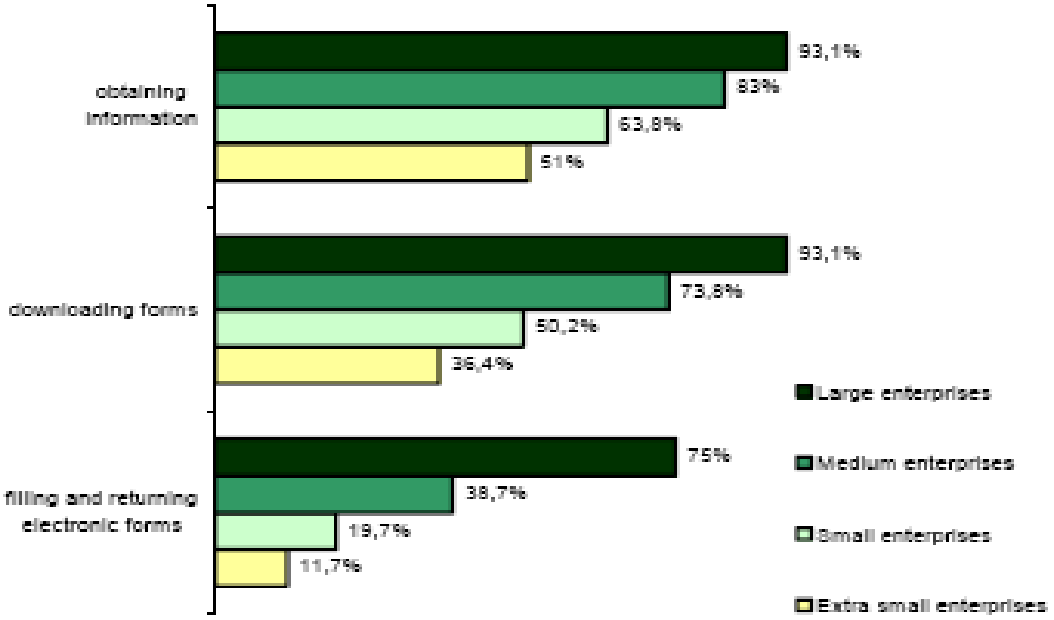

Source: Czech Republic Statistical Office 2004

In the coming period, the Czech Government intends to put an emphasis on the development of transaction services:

- By the end of 2005 : minimise, as much as possible, the obligation of citizens to submit to public administration bodies, hard copies of documents if they provide those electronically.
- By 2006: make available, via the Public Administration Portal, at least the following online services to citizens : portal-type services assisting the public with their life events, possibility to file personal income tax returns, application for personal identification documents (identity cards, travel documents, etc.), single point to announce the change of address online, applications for social benefits. And the following services for entrepreneurs: processing of employee's social and health insurance, filing of corporate income tax returns, filing of value-added tax returns and excise of duty declarations, simplification of online completion and filing of statistical reports, continued introduction of customs declarations relating to electronic procedure.

The Czech Government also wants to develop public internet access points. At the moment the largest network of publicly accessible institutions offering Internet access is made up of public libraries. The Libraries act requires that all libraries, providing public library and information services, should be able to provide services over the Internet before the end of 2006.

5 E-Education

From a general point of view, e-learning in the Czech Republic especially concerns young people aged 15 to 24.

Figure 20 - Percentage of individuals who used the Internet for any activities related to training and education

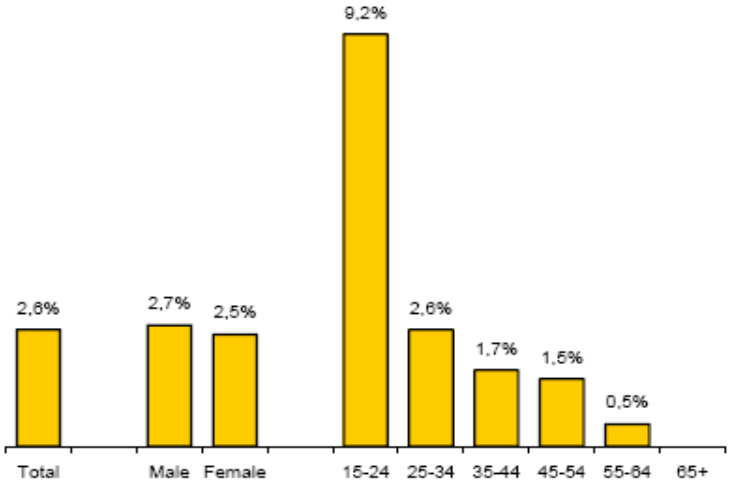

Source: Czech Statistical Office, Survey on ICT usage in households & by individuals 2004

The Czech Republic has made great progress in Internet penetration at school. According to the eEurope+ final report of 2004, there are 8.9 computers per 100 pupils in primary school, and 6.4 are connected to the Internet. In secondary school, 9.5 computers are available per 100 pupils and 7.6 are connected to the Internet. In tertiary education, there are 15.5 computers per 100 pupils and among them 15.0 are connected to the Internet.

The Czech Republic also has a very high percentage of students in tertiary education, in ICT related studies. In June 2003, there were 11% 86% of which were male. All Czech universities are well-equipped in computers and connected via High-speed connections.

Moreover, a high percentage of the Czech Republic's workforces, (including the unemployed) have ICT skills. According to the European Commission (benchmarking eEurope + December 2003), 71% of the Czech workforce had basic IT training.

Finally, 6% of Czech enterprises say they use e-learning applications to train and educate employees.

The Czech Republic participates in the European ICT/distance learning related programme Minerva, which has three main objectives:

- to promote understanding of the implications of the use of ICT in education, as well as the critical and responsible use of ICT for educational purposes;
- to ensure that pedagogical considerations are given proper weight in the development of ICT and multimedia-based educational products and services;
- to promote access to improved methods and educational resources, as well as to results and best practices in this field

6 E-Health

According to eEurope+ final report 2004, Czech practitioners use the Internet far more than other new member States, but only 16% (December 2003) of those practitioners using the Internet in their consulting rooms, use it for exchanging patient records. 59% of them used electronic patient records in December 2003.

However, an extremely high number of refusals in the interviews make the survey less reliable.

In order to develop e-health, the Czech Government intends to:

- gradually replace the existing health insurance cards with smart cards, compatible with EU standards, and according to EU schedules;
- by the end of 2005, roll out a system providing public health information.
- by the end of 2006, build up an information network connecting points of care in the Czech Republic, to other points in the EU, and enabling the sharing of public health data and coordination of activities in the event of life and health emergencies

The two major e-health related programmes are:

- Medvik (2004-2008)

  Medvik is a virtual library dedicated to medical and health related documents.

  The virtual library project has been funded and managed by several medical institutions, since 2000 (the National Medical Library, the Institute of Clinical and Experimental Medicine, the Institute for Postgraduate Medical Education and the Institute of Haematology and Blood Transfusion).

  http://www.medvik.cz
- MedGate (2004-2008)

  MedGate is a project funded by the Ministry of Education, Youth and Sports. The goal is to create a global health related internet portal. This portal will provide access to numerous databases, digitized collections and will connect many medical institutions.

  http://www.medgate.cz

7 eContent projects

The Czech Republic participates in nine eContent projects. Czech eContent National Contact Point (NCP) is Mr Jan Proksik, who is Director of the Policy and International Co-operation Department of the Ministry of Informatics.

1.7.1 eContent Projects (3rd Call)

- EEARTH - Electronic Access to the Earth trough Boreholes
  http://www.content-village.org/articles.asp?id=576
  http://eearth.nitg.tno.nl/

- EPICT - European Pedagogical ICT Licence
  http://www.content-village.com/articles.asp?id=613
  http://www.epict.org

- ERDDS - Establishing the European Radiological Data System
  http://www.content-village.org/articles.asp?id=578
  http://www.erdds.com/

- ETITLE - European Multilingual Transcription and Subtitling Services for Digital Media Content
  http://www.content-village.org/articles.asp?id=579
  http://www.etitle.co.uk/

- LOIS - lexical ontologies for legal
  http://www.content-village.org/articles.asp?id=585
  http://www.loisproject.org/

- NEDINE - Intelligent News Distribution Network for multinational business news exchange and dissemination
  http://www.content-village.org/articles.asp?id=587
  http://www.nedine.org/

- M-CAST - Multilingual Content Aggregation System based on Trust Search Engine
  http://www.content-village.org/articles.asp?id=851
  http://www.m-cast.infovide.pl/

1.7.2 eContent Projects (4th Call)

- eFARMER - Farmer Communication Services
  http://www.content-village.org/articles.asp?id=844

- M-CAST - Multilingual Content Aggregation System based on Trust Search Engine
  http://www.content-village.org/articles.asp?id=851
  http://www.m-cast.infovide.pl/

CONCLUSION

The Czech Information Society is currently at a turning point:

- In recent years, the Czech government has set ICT development as one of its priorities and has made several moves to accelerate it: deregulation of the telecommunications market, e-Czech 2006, Act on Information Society Services, Act on Electronic Signature…
- Several national eContent projects have been created and are currently running: administration portals, e-health programmes…
- The online services offer is developing and the e-commerce sector is starting to show promising figures

The next steps for the Czech Republic will be:

- an acceleration of ICT penetration in Czech households
- a more steady involvement in European ICT/e-content related programmes

LINKS

Government portals

Czech Republic Official Website
http://www.czech.cz
Ministry of Informatics
http://www.micr.cz
Ministry of Education, Youth and Sports
http://www.msmt.cz/default.asp?language=en
Ministry of Industry and Trade
http://www.mpo.cz

Administrations

Czech Statistical Office
http://www.czso.cz
Czech Telecommunication Office
http://www.ctu.cz

Telecommunication operators

T-Mobile
http://t-mobile.cz
Cesky Telecom
http://www.telecom.cz
GTS Novera
http://www.gtsnovera.cz
Contactel
http://www.contactel.cz/web
Tele2
http://www.tele2.cz
Oskar
http://www.oskarmobil.cz
Eurotel
http://www.eurotel.cz
UPC
http://www.upc.cz

Cultural Content

National Information and Consulting Centre for Culture
http://www.ipos-mk.cz
Memoria
http://www.memoria.cz
Kramerius
http://kramerius.nkp.cz

E-Commerce

Internet Mall

http://www.mall.cz
Obchodni dum
http://www.obchodni-dum.cz
Vltava
http://vltava.cz

E-Administration
Czech Administration Portal
http://portal.gov.cz

E-Learning
Minerva
National Contact Point
U Lužického semináre 13
CZ-11801 Praha 1
Tel: (420) 2 5701.1312
Fax: (420) 2 5701.1323
http://europa.eu.int/comm/education/programmes/socrates/minerva/index_en.html

E-Health
Medvik
http://www.medvik.cz
Medgate
http://www.medgate.cz